

Self-Propelled Rough-Terrain Scissor Lifts



Dingli

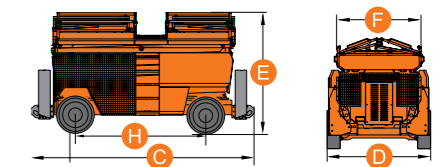
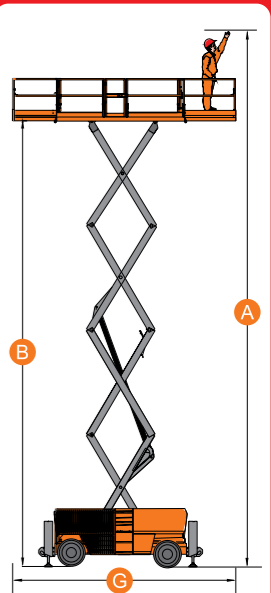
JCPT1523RT

JCPT1823RT

	S.W.L	680kg	680kg
	S.W.L On Extension	227kg	227kg
	Max. Occupants	7	6
	A Working Height	15.00m	18.00m
	B Platform Floor Height	13.00m	16.00m
	C Overall Length (With/Without Outriggers)	4.88m/3.98m	4.88m/3.98m
	D Overall Width	2.27m	2.27m
	Overall Height (Rails Up)	2.98m	3.19m
	E Overall Height (Rails Down)	2.28m	2.49m
	Platform Size (Length/Width F)	3.98m×1.83m	3.98m×1.83m
	G Platform Extension Size	6.57m×1.83m	6.57m×1.83m
	Ground Clearance	0.22m	0.22m
	H Wheelbase	2.86m	2.86m
	Turning Radius (Inside/Outside)	2.35m/5.20m	2.35m/5.20m
	Engine		
	Perkins 404D22	38kW/3000rpm	38kW/3000rpm
	Kubota V2403 M DI	36.5kW/2600rpm	36.5kW/2600rpm
	Travel Speed (Stowed)	6.1km/h	6.1km/h
	Travel Speed (Raised)	1.1km/h	1.1km/h
	Up/Down Speed	70/52sec	123/74sec
	Gradeability	50%	40%
	Maximum Working Slope	2°/3°	2°/3°
	Hydraulic Tank	130L	130L
	Diesel Tank	100L	100L
	Tyres	33×12-20	33×12-20
	Weight (With/Without Outriggers)	8200kg/7680kg	9190kg/8670kg

Standard Equipment

- Proportional Controls
- Self-lock Gate On Platform
- Automatic Brake System
- Anti-restart Engine Protection
- Onboard Diagnostic System
- European III Emission Engine
- Slide-out Engine Tray
- Safety Electric Pump
- Emergency Stop Button
- Cylinder Holding Valve
- Dual Extended Platforms
- Horn
- Hydraulic Oil Cooler
- Folding Guardrails
- All Motion Alarm
- 4WD
- Safety Brackets
- Hour Meter
- Flashing Beacon
- Tilt Sensor With Alarm




Slide-Out Battery



Slide-Out Engine Tray



Automatic Leveling Outriggers



Fully Protected Chassis



Waterproof



Extended Platform



Folding Guardrails



Gradeability